




DE152




DE184

27. Remove the low gear. Account for a washer and the low gear bearing and bushing.



DE153

25. Remove the snap ring securing the reverse gear; then remove the reverse gear. Account for a thrust washer and the reverse gear bearing and bushing.




DE155

Inspecting


1. Inspect all shafts for excessive wear, worn splines, bearing surface discoloration, or chipped gears.



DE154



DE158A



DE155

26. Remove the low gear locking washer; then rotate and remove the splined low gear retainer.