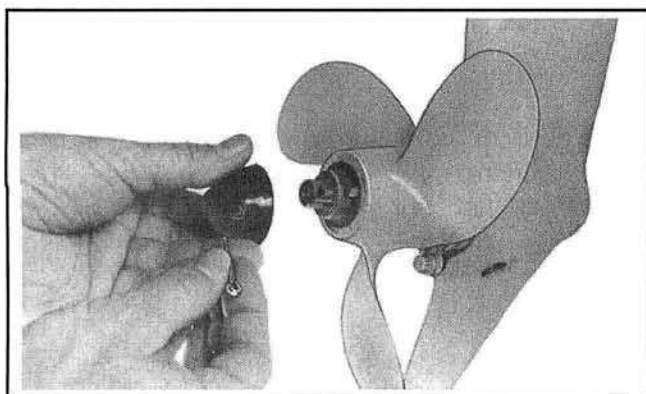


REMOVAL AND INSTALLATION

WARNING

To avoid accidental starting of engine while servicing, twist and remove all spark plug leads.


Remove the propeller from the gearcase. Inspect the condition of the propeller hub.



COA3397

Removal – 3.5

Remove the two screws attaching gearcase to exhaust housing.



1. Screws


22255

Remove gearcase from the exhaust housing and place in a suitable holding fixture.

Removal – 6/8

Rotate the propeller shaft and place the shift lever into FORWARD gear.

Remove three gearcase retaining screws and remove gearcase.



1. Screws

45457

Remove gearcase from the exhaust housing and place in a suitable holding fixture.